

Comparative Rental Analysis



3/28 CUMBERLAND STREET EAST MAITLAND NSW 2323

Prepared on 18th June 2024



Jade Tweedie
First National - David Haggarty






454 High St
MAITLAND NSW 2320

w: 4933 5544
jade@davidhaggarty.com.au

Comparable Rentals





1 2/26 WAKEHURST CRESCENT METFORD NSW 2323



 1  1  1  903m²  48m²
 Year Built 1980 DOM 22 days
 Listing Date 29-Apr-24 Distance 1.9km
 Listing Price \$360 PER WEEK






2 4/26 WAKEHURST CRESCENT METFORD NSW 2323



 1  1  1  63m²  42m²
 Year Built 1980 DOM 47 days
 Listing Date 19-Feb-24 Distance 1.9km
 Listing Price \$360 WEEKLY






3 2/11 WALLER STREET EAST MAITLAND NSW 2323



 2  1  1  -  -
 Year Built - DOM 22 days
 Listing Date 02-Jan-24 Distance 0.56km
 Listing Price \$395 pw






4 19 MELBOURNE STREET EAST MAITLAND NSW 2323



 2  1  1  2,456m²  -
 Year Built - DOM 11 days
 Listing Date 27-Mar-23 Distance 0.81km
 Listing Price \$380 per week

5 3/193 GEORGE STREET EAST MAITLAND NSW 2323








 2  1  1  1,013m²  78m²
 Year Built 2004 DOM 22 days
 Listing Date 15-Feb-24 Distance 1.32km
 Listing Price \$400 per week

DOM = Days on market * This data point was edited by the author of this CMA and has not been verified by CoreLogic

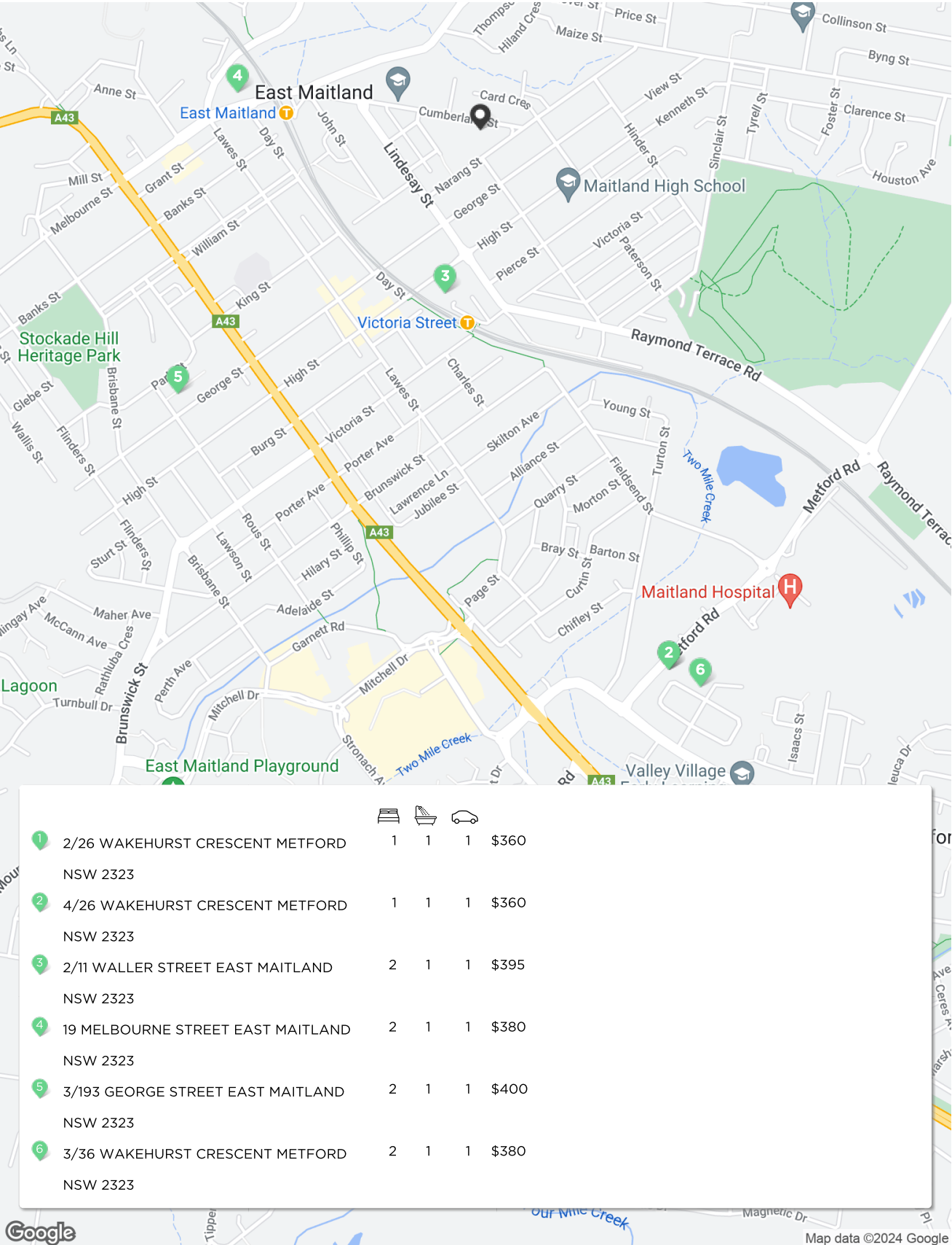
Comparable Rentals

6 3/36 WAKEHURST CRESCENT METFORD NSW 2323



 2  1  1  647m²  64m²
Year Built 1980 DOM 12 days
Listing Date 12-Feb-24 Distance 1.98km
Listing Price \$380 WEEKLY

Comps Map: Rentals



* This data point was edited by the author of this CMA and has not been verified by CoreLogic

Current Market Review

3/28 CUMBERLAND STREET EAST MAITLAND NSW 2323



Market Assessment

\$350 - \$360 per week

Notes from your agent

The above is based on comparable pricing evidence and should be seen as a guide.

Disclaimer

Contains property sales information provided under licence from the Land and Property Information ("LPI"). RP Data Pty Ltd trading as CoreLogic is authorised as a Property Sales Information provider by the LPI.

The Appraisal Amount contained in the report may have been manually provided by the Agent; or may be based on an automated valuation model estimate provided by CoreLogic ('AVM Estimated Value'). AVM Estimated Values are current at the date of the publication only. It is computer generated and is not a professional appraisal of the subject property and should not be relied upon in lieu of appropriate professional advice. The accuracy of the methodology used to develop the AVM Estimated Value, the existence of the subject property, and the accuracy of the AVM Estimated Value and all rule sets provided are estimates based on available data and are not guaranteed or warranted. CoreLogic excludes all liability for any loss or damage arising in connection with the Appraisal Amount and/or AVM Estimated Value.

Whilst all reasonable effort is made to ensure the information in this publication is current, CoreLogic does not warrant the accuracy or completeness of the data and information contained in this publication and to the full extent not prohibited by law excludes all for any loss or damage arising in connection with the data and information contained in this publication.